

STARCat Basics:

STARCat is the name of the library's online catalog of physical materials.

You can access StarCat, the catalog of library materials, from the library's website.

1. Go to the library's website found at SSCLIBRARY.ORG (This page is seen in Example 1)
2. Click on the Library Catalog (STARCat) link located near the top of the page—it looks like this: →



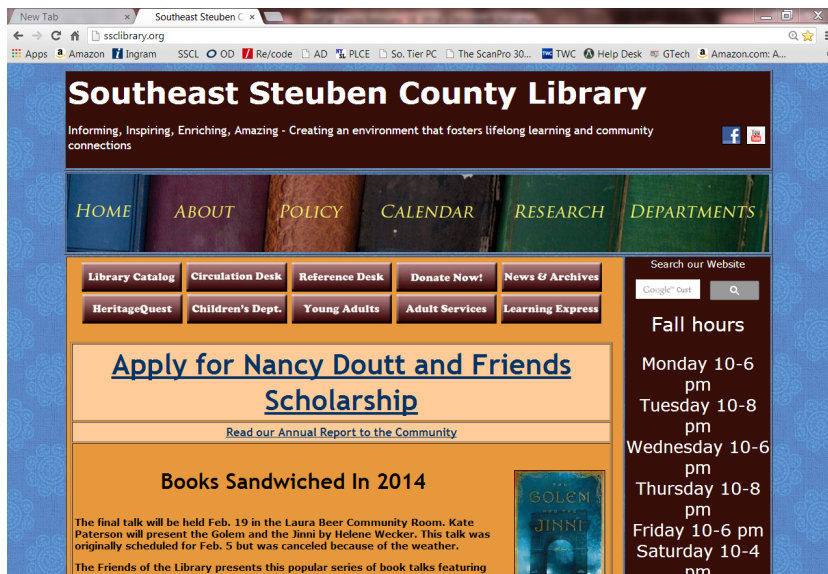
The library catalog will display.

The default search is set up for you to enter simple search into the search box, seen bordered in red in Example 2.

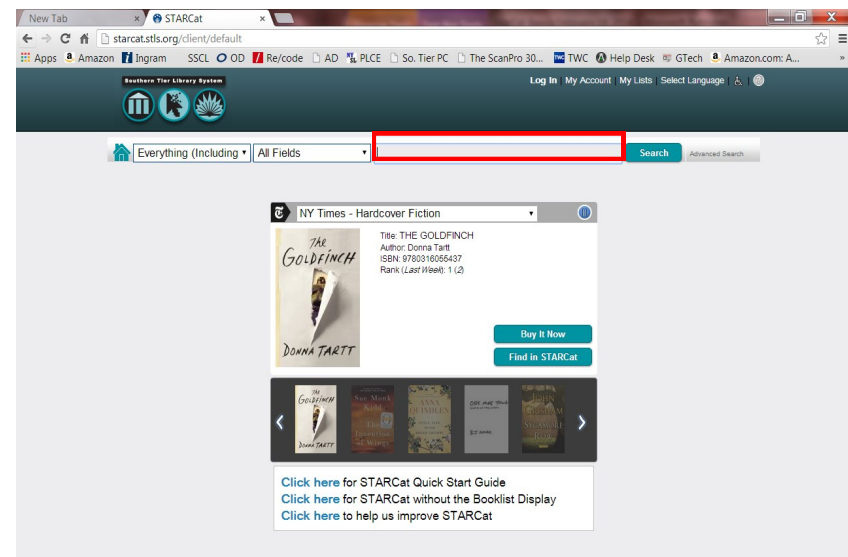
Examples of a simple search include “bathroom” instead of “bathroom remodeling,” “decks” instead of “building a deck,” “chicken and cooking” instead of “chicken pasta recipes,” “windows” instead of “how to replace window sash cords,” “auto repair” instead of “how to fix a Ford Fiesta.”

As a general rule when searching the catalog using as few search terms as possible is better! Using the catalog is unlike doing a Google search where you can enter a search for “how to fix my G.E. refrigerator” and get search results — when using the catalog you should instead do a search for “refrigerator repair.”

Example 1



Example 2



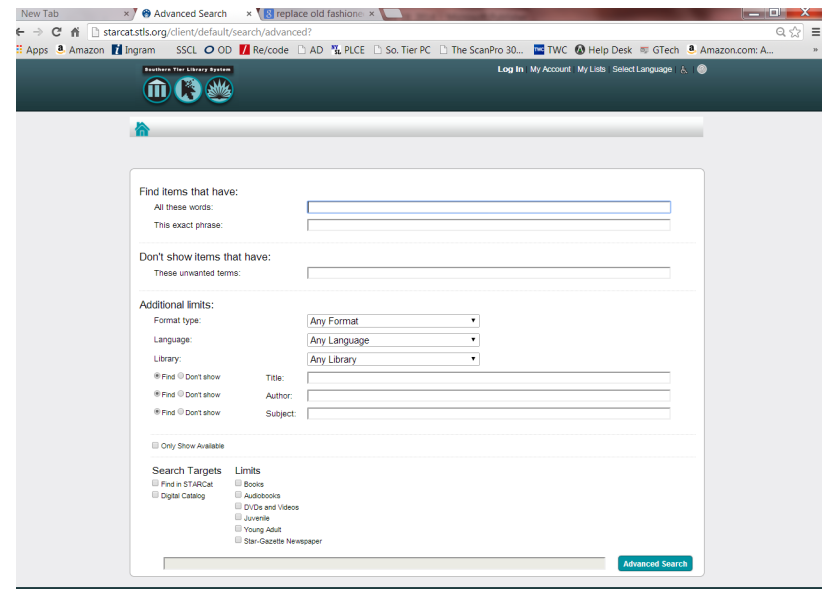
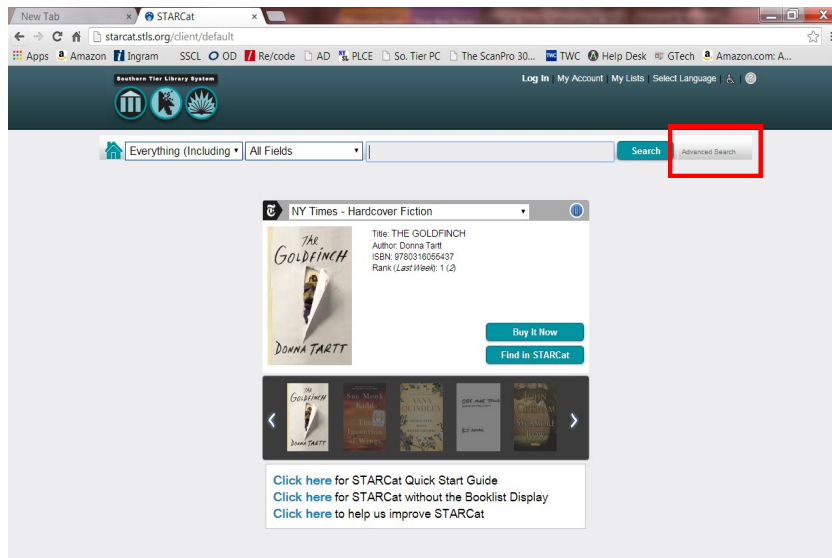
Doing An Advanced Search

You can enter and advanced search which will give you the option to to:

- Search for items in a specific library in the Southern Tier Library System, instead of searching for items owned by libraries in all the libraries within the Southern Tier Library System.

For example, you can search for items that are owned by our library which is listed as “Corning—Southeast Steuben County Library,” or you can search for items that are owned by the Bath library “Bath - Dormann Library,” or Elmira “Elmira — Steele Memorial Library” etc.

- Search for specific items formats, i.e. large print, music, video disc etc.
- Search for books and materials printed in a specific language, i.e. French, Chinese, Italian, Spanish etc.
 - Limit your search to books, audiobooks, DVDs, young adult etc.



You can also make a free One-On-One appointment
with a member of our
Digital Literacy Services team!

We'll assist you in learning how to use a new computer, e-reader,
tablet or other personal technology device you
own—and includes learning how to use basic software and
create resumes!

Just call the Reference & Technology Desk at 607-936-3713 extension
502 to make an appointment today . It is free!

